

MUFG Sustainability Bonds Reporting

(Issuance date 30/9/2020)

Use of Proceeds

Eligible Green Projects

Renewable Energy




Financing of eligible renewable energy projects (solar thermal power generation, solar photovoltaic power generation and onshore and offshore wind farm projects) which are certified as eligible to funding*¹ based on environmental and social impact assessments performed by MUFG Bank in accordance with the Equator Principles*²

*1 Eligible projects need to be categorized as Category B or Category C under the Equator Principles.

*2 The Equator Principles is a financial industry benchmark for identifying, assessing and managing environmental and social risks and impacts in large-scale projects, which is intended to serve as a common baseline and framework for financial institutions acting as lenders or financing advisers for clients.

Eligible Social Projects

Employment Preservation



Financing for small and medium-sized enterprises and sole proprietors adversely affected by the spread of infectious diseases including COVID-19

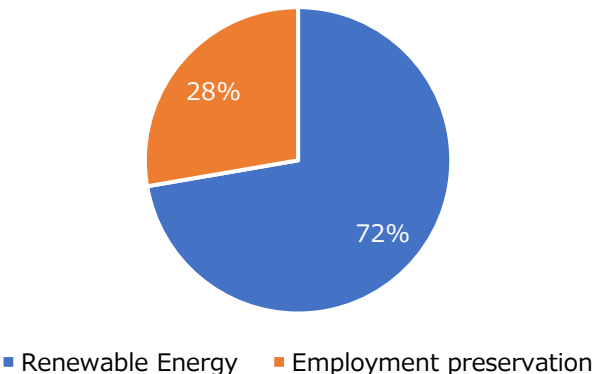
Target populations

-SMEs and solo properties

Allocation of Funds (as of the end of March 2024)

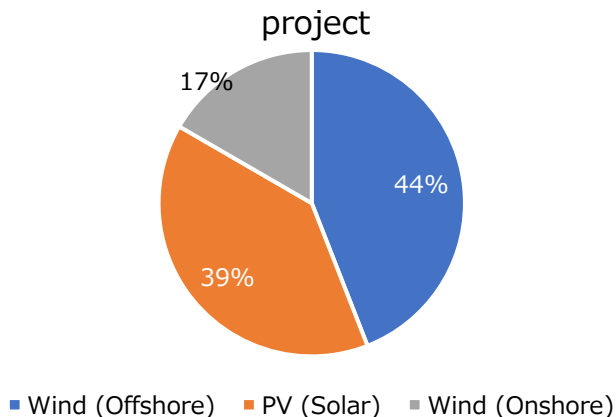
The aggregate amount of loans outstanding as of March 29, 2024 to Eligible Green and Social Projects that were funded by the net proceeds from the sale of the MUFG Sustainability Bonds issued in September 2020 was US\$ 1,049 million. By type of eligible project categories, Renewable Energy and Employment Preservation accounted for 72% and 28%, respectively. See the charts below for details of allocation to renewable Energy (electricity generation project and geographical distribution) and Employment Preservation (geographical distribution and industry type) for your reference. The foregoing amounts are U.S. dollar equivalent amounts calculated based on the exchange rate between the U.S. dollar and other currencies and as of March 29, 2024.

By type of projects categories

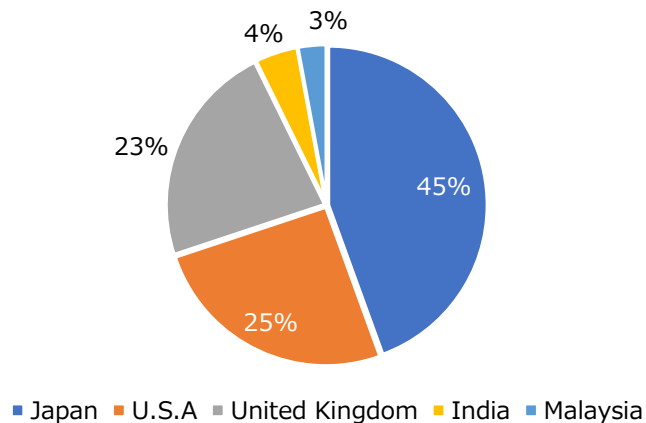


Eligible Green Projects

By type of electricity generation project

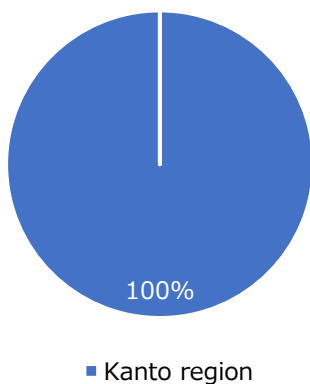


By geographical distribution

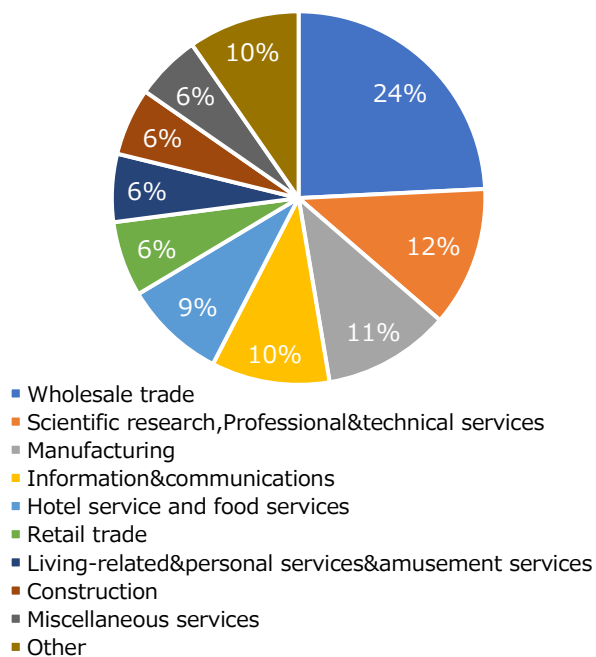


Eligible Social Projects

By geographical distribution



By type of industries



Environmental and Social Impacts (as of the end March 2024)

The environmental and social impacts of Eligible Green and Social Projects to which proceeds from the MUFG Sustainability Bonds issued in September 2020 have been allocated, are as follows:

Environmental Impacts (Renewable Energy)

The annual energy generation from Eligible Green Projects to which proceeds from the MUFG Green Bonds issued in September 2020 is 26,391 million kWh per year with avoided annual CO₂ emissions of 13.30 million tons. MUFG Bank's estimated proportion of the CO₂ avoidance is 2.43 million tons, which can be obtained by multiplying the avoided annual CO₂ emissions of each Eligible Green Project by MUFG Bank's share of financing for the Project, and aggregating the results. The annual energy production is calculated based on the below formula with the average capacity factor published by the International Renewable Energy Agency.

$$\begin{aligned} &\text{Annual energy generation (kWh)} \\ &= \text{capacity of energy generation (kW)} \times \text{Hours of operation} \times \text{Average capacity factor (\%)} \end{aligned}$$

The estimated CO₂ avoidance is calculated based on the average emission factor published by the International Finance Corporation as below.

$$\begin{aligned} &\text{CO}_2 \text{ emission reductions} \\ &= \text{Annual energy production (kWh)} \times \text{Average emission factor (gCO}_2\text{/ kWh)} \end{aligned}$$

Category	Sub category	Annual energy generation (kWh)	Annual CO ₂ emissions avoided (t-CO ₂)
Renewable Energy	Solar photovoltaic power	2,743,614,217	1,382,782 (444,389)
	Wind (Offshore)	20,760,253,920	10,463,168 (1,538,146)
	Wind (Onshore)	2,887,358,196	1,455,229 (447,611)
Total		26,391,226,333	13,301,178 (2,430,146)

※The figures in parentheses () are MUFG Bank's proportion.

Social Impacts (Employment Preservation)

Employment Preservation	Number of loans provided to businesses affected by infectious disease including COVID-19	2,444
	Number of employments of the business	50,022

Disclosure Policy (conducted in June 2021)

MUFG has received a report on the allocation of amounts equivalent to the net proceeds from the sale of its Sustainability Bonds issued in September 2020 from Sustainalytics in the Netherlands, and the CFO of MUFG has provided management assertions with respect to such allocation.

(As of June 2024)